



Roberto Sport srl

Via A. Casale 63/A (Zona Industriale)

10010 Lessolo – To – Italy

P.I. 05961970018

Tel. +39 0125 58848 - Fax +39 0125 58851

e-mail: info@robertosport.it

<http://www.robertosport.it>

PRO WINNER

First of all, we thank you for choosing **ROBERTO SPORT**, since ever meaning of material's quality and accurateness in component assembling.

Our Company produces football tables pools and hockey tables since more than 50 years. Huge experience and constant research, tradition and innovation have brought Roberto Sport's name as synonymous of Football tables "made in Italy" all over in the world.

GENERAL WARNINGS

Unpacking and assembly operation should be carried out entirely by adults. Keep children away during all steps. The nylon parts, the small parts (such as bolts, screws etc) not yet assembled may be swallowed or inhaled.

CARE & MAINTENANCE






The model you just bought is for **INDOOR USE**. For this reason we suggest you to install it in sheltered environment, with low humidity degree and direct sun bean free. In order to keep a top performance level for your table, we may suggest to clean it periodically by using a humid dust cloth, and, for difficult stains, to use normal detergents abrasive free.

Rods fluent & smooth sliding: we suggest to get lubricated the external part of the rod (the one in touch with the bushing) and the rod's internal part by utilising a silicon spray. Roberto Sport uses and supplies a special silicon spray studied, produced and tested for these purposes.

Do not use grease; it holds the dust and might block the rod sliding .

For any problem you might have, or any info you might need, do not hesitate to visit our web site: www.robertosport.it.

1		Allen spanner 6 mm
1		Allen spanner 5 mm

4		Plastic flat washer for crossbar
16		Allen screw 8x40 mm
16		Metal flat washer 8x32 mm
4		Screw 8x120 mm for crossbar
7		Screw 4,5x16
35		Screw 5x20
10		White ball
1		Lube bomb
4		Foot diam. 80
4		Metal flat washer 12x35
1		Set coin counter




Put the washer 8x32 and screws (8x40) without pressing to allow the fixing of the crossbar

Avvitare le viti 8x40 inserendo la rondella 8x32 senza stringere per permettere il fissaggio della traversa


Screw the foot on the lower part of the leg.
When the table is flat, block the nut against the washer
(very important)

Avvitare il piedino nella parte inferiore della gamba.
Quando il tavolo è in piano bloccare il dado contro la rondella
(Importante)



Put the crossbar in correspondence of the legs holes
Fix the crossbar with the screw 8x120 and the plastic flat washer

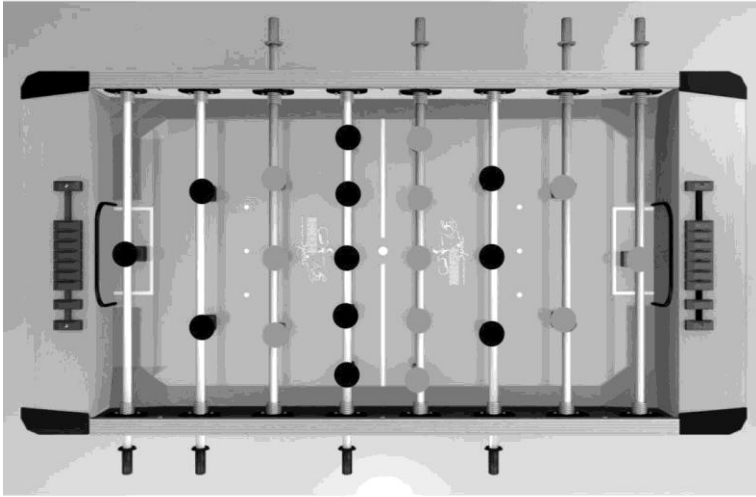
Posizionare la traversa in corrispondenza dei fori delle gambe.
Bloccare la traversa mediante viti 8x120 e rondella in plastica



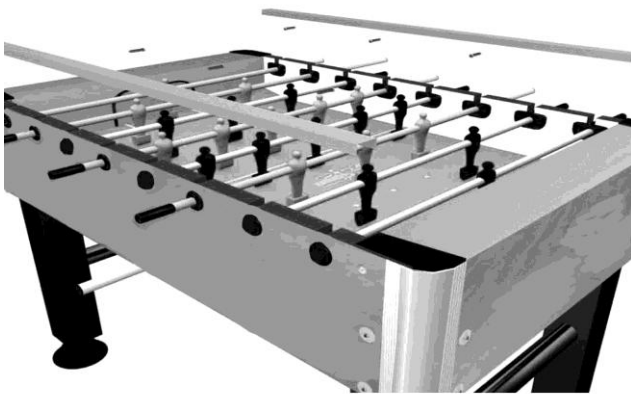
Insert the rods in the holes from handles side.
Inserire le aste nei fori cominciando infilando per prima il lato della manopola

Set the bushing with the screw holes up
Posizionare le boccole con i fori delle viti in alto

Fix the bushing with the screw 5x20 mm
Fissare le boccole con le viti 5x20 mm



- - Team blu
- Squadra blu
- - Team red
- Squadra rossa



Fix the aluminium edge with the screw 4,5x16
(3 each side)

Fissare il copriboccola in alluminio con le viti
4,5 x 16 (3 viti per lato)



Fix the coin counter with the correspondent
screw

Fissare il segnapunti con le relative viti

Warranty

Roberto Sport warranty his products for two years from the date of purchase. Warranty covers manufacture defects, doesn't cover damages caused by misuse or the normal wear and tear.

A manufacture defect must be notified at the earliest by written communication within two months from the defect has shown.

Roberto Sport will provide to restore the functionality of the table providing to replace at no charge the damaged part-parts